



## Energy Efficiency Labels

### Introduction

Ministry of Industry and Advanced technology is happy to announce the launch of new Energy Efficiency Labels system. You can still access the old system at <https://eservices.esma.gov.ae> to continue following up old applications. For new applications, please access the new system at <https://eservices.moiat.gov.ae> .

### Steps to register in the new system:

1. Access <https://eservices.moiat.gov.ae>
2. When asked to login, if you don't have a user, please create a new one by clicking on Register Now and register a new user. After user is activated, you can proceed to submit the application:


## Login

 Sign in with UAE PASS


A single trusted digital identity for all citizens, residents and visitors.

Or

User Name Or E-Mail\*

 |type@your.email


Password\*

 \*\*\*\*\*

Remember Login

[Forgot Password?](#)

Sign in >

 Employee Login

 Register Now



## Energy Efficiency Labels

- Once your account is activated, access <https://eservices.moiat.gov.ae> again to start the service and login with your credentials. Scroll down to the Efficiency Labels section, and start the Energy Efficiency Labels service:

The screenshot shows the MOIAT e-services portal. On the left, there is a sidebar menu with categories: National Accreditation Services, Conformity Services, and Customs. Under National Accreditation Services, there are options for Pre-Registration, Registration, Halal, Notification, and Accreditation. Under Conformity Services, there are options for MANAA, Drones, Made In The Emirates, Vehicles, GSO Tires, Products Conformity Certificate, Halal National Mark, and Efficiency Labels. The 'Efficiency Labels' option is highlighted with a red arrow. In the main content area, there are two service cards: 'Energy Efficiency Labels' with a red arrow pointing to its 'Start' button, and 'Green Labels Issuance' with a 'Start' button.

- On the create profile page, click on create new Energy Efficiency Labels profile and register your organization address and details, then submit the application to create your organization profile.

The screenshot shows the 'Conformity Company Profile' form. The status is 'Pending Fill Application'. A warning message states: 'You must finalize this profile form first before you can start with service: Energy Efficiency Labels'. The 'Organization Profile' section includes the following fields:


- Organization Name (English): Test Company
- Organization Name (Arabic): شركة تجريبية
- Organization Type: Free Zone
- Trade License Number: TRN123456
- Trade License Issue Date: 03/08/2022
- Trade License Expiry Date: 03/08/2024
- SME: No (selected)
- UAE National Factory: No (selected)


There is a section for 'Trade License or Equivalent Document' with a file upload area and a 'Click here to upload file' button. A 'Submit Application' button is located at the bottom right.



## Energy Efficiency Labels

5. Once profile created you can Start your application by clicking on Start Service Now link

 You have successfully created your profile, you can now apply for service: Energy Efficiency Labels

**Start Service Now >>** 


✔ Profile updated successfully

|                      |  |
|----------------------|--|
| <b>Service Name:</b> | Conformity Company Profile                         |
| <b>App. No</b>       | CCP-11377  |
| <b>Status</b>        | Profile updated, continue to apply for the service |
| <b>Assigned to</b>   | -  |

 Home page

 All Applications

 Tasks

 Open Same Application



## Energy Efficiency Labels

6. Select a conformity certificate, RFID Vendor and fill a Product Efficiency Labels data then Submit the application and pay:

**Energy Efficiency Labels**

Status:  Pending Fill Application

**Pages**

1 Application Details

2 Payments

---

View Profile

**Application Details**

Conformity Certificate Selected! 
 Choose Another Conformity Certificate Remove

|                        |              |
|------------------------|--------------|
| Certificate Number *   | Issue Date * |
| 22-07-25/Q22-07-000020 | 06/07/2022   |
| Expiry Date *          |              |
| 05/07/2025             |              |

**Certificate Number**

22-07-25/Q22-07-000020

**RFID Vendor \***

ACUBE v

**Contact Information**

|                 |  |
|-----------------|--|
| Email           | ansar@acubeinfotech.ae   |
| Mobile Number   | 0564887588   |
| LandLine Number | 043300251  |
| Address         | EMGATE Building, Office No M06,P.O.Box 181692,Sheikh Zayed Road, Near Business Bay Metro Station,Dubai |

**Product Efficiency Labels** + Add New

|                          | Conformity Product | Quantity | Label From | Label To | Rating | Actions   |
|--------------------------|--------------------|----------|------------|----------|--------|---|
| <input type="checkbox"/> | M102               | 5        |            |          | 2      | <div style="display: flex; justify-content: space-around; font-size: 12px;"> <span>✎</span> <span>✖</span> </div> <div style="display: flex; justify-content: space-around; font-size: 10px;"> <span>↶</span> <span>↷</span> </div> |

< 1 >
Delete All
Export To Excel

Next >>

Save Draft
Submit & Pay

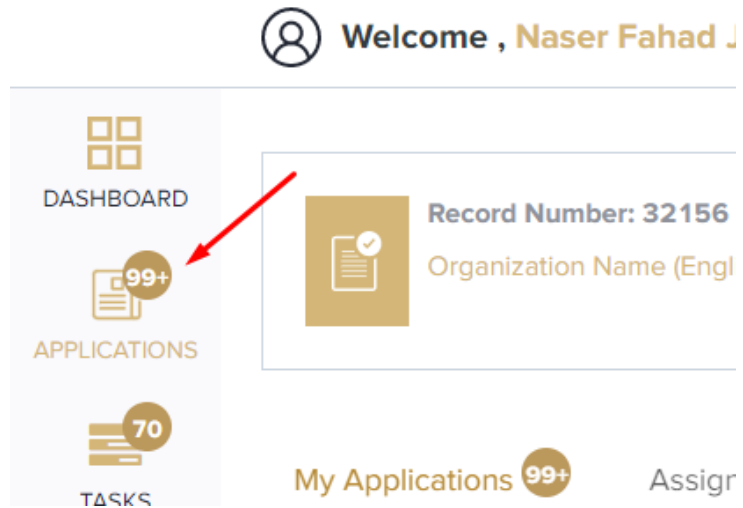
**Note:** if product rating is 5 stars no payment required



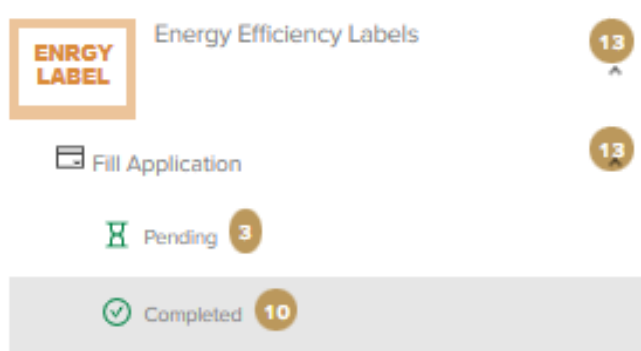
## Energy Efficiency Labels

To open same application

Go to applications:




Select Energy Efficiency Labels, the applications are filtered by current step, so select the current step of your application:








## Energy Efficiency Labels










































Click on the view button next to the application that you wish to view:






### Energy Efficiency Labels



Current Stage : Fill Application Status: **Completed**

| App. No  | Created By   | Created Date          | Completed%  | Actions   |
|--|--|-----------------------|---|---|
|  EEL-22-11378   |  Naser Fahad Jinnah   | Aug 03, 2022 01:26 PM |    |   |
|  EEL-22-11269   |  Naser Fahad Jinnah   | Jul 19, 2022 09:11 PM |    |    |
|  EEL-22-11259   |  Naser Fahad Jinnah   | Jul 19, 2022 12:45 PM |    |    |
|  EEL-22-11254   |  Naser Fahad Jinnah   | Jul 19, 2022 09:15 AM |    |    |
|  EEL-22-11244  |  Naser Fahad Jinnah  | Jul 17, 2022 06:48 PM |   |   |
|  EEL-22-11243 |  Naser Fahad Jinnah | Jul 17, 2022 06:33 PM |  |    |
|  EEL-22-11169 |  Naser Fahad Jinnah | Jul 07, 2022 02:44 PM |  |    |
|  EEL-22-11167 |  Naser Fahad Jinnah | Jul 07, 2022 02:41 PM |  |    |
|  EEL-22-11160 |  Naser Fahad Jinnah | Jul 07, 2022 09:10 AM |  |    |
|  EEL-22-11158 |  Naser Fahad Jinnah | Jul 06, 2022 06:37 PM |  |    |

Count: 10   

For any inquiries, please don't hesitate to contact [support@moiat.gov.ae](mailto:support@moiat.gov.ae)