



RFID for Tires

Introduction

Ministry of Industry and Advanced technology is happy to announce the launch of new RFID for Tires system. You can still access the old system at <https://eservices.esma.gov.ae> to continue printing the old paid applications until the full quantity is completed. For new applications, please access the new system at <https://eservices.moiat.gov.ae> .

Steps to register in the new system:

1. Access <https://eservices.moiat.gov.ae>
2. When asked to login, if you don't have a user, please create a new one by clicking on Register Now and register a new user. After user is activated, you can proceed to submit the application:

Login

 Sign in with UAE PASS

A single trusted digital identity for all citizens, residents and visitors.

Or


User Name Or E-Mail*

Password*

Remember Login

[Forgot Password?](#)

Sign in >

 Employee Login

 Register Now



RFID for Tires

- Once your account is activated, access <https://eservices.moiat.gov.ae> again to start the service and login with your credentials. Scroll down to the services section, and start the RFID Tire service:

The screenshot shows the 'Services' page. On the left, a sidebar lists various services, with 'Product Label Card' selected and highlighted in orange. A red arrow labeled '1' points to this selection. In the main content area, a card for 'Issue a Product Label Card (RFID Tire)' is displayed. This card has a 'Start' button highlighted in green, with a red arrow labeled '2' pointing to it. Other buttons like 'View' and a heart icon are also visible on the card.

- On the create profile page, click on create new company profile and register your company details, then submit the application for approval.

The screenshot shows the 'COMPANY PROFILE' page. At the top, there is an information message: 'Service Issue a Product Label Card (RFID Tire) requires that you have a registered profile, you must select an existing profile or create a new one before you can apply for this service. Please choose one of the following profiles:'. Below this, the 'COMPANY PROFILE' section is visible. A button labeled 'Create New Company Profile' is highlighted with a red box. At the bottom, there is a message: 'You do not have any Company Profile yet, please create a new profile'.



RFID for Tires

5. Once the profile is approved, then you can proceed with applying for the service:

Certificate Details

GSO Certificate

GSO Certificate Number 1

456

Click on the search button to find the GSO Certificate

2

GSO Certificate Number *

Field is required

Quantity Requested * 3

Please enter a valid number

Brand * 4

Field is required

Country *

Field is required

Tube/Tubeless

Temperature Rating

Traction

Tread Wear


6 5

- Enter GSO Certificate Number
- Click on Search
- Enter the quantity
- Choose Brand
- If you are authorized for the brand, you can proceed with the Submit & Pay
- If you are not authorized for the brand, you have to submit for approval.





RFID for Tires

When authorized, you will get the below:

Brand *	Country *
MINERVA 	China
Tube/Tubeless	Temperature Rating
Tubeless	A
Traction	Tread Wear
A	340
Designation	Manufacturer *
215/55R17 98W XL	SHANDONG YONGSHENG RUBBER GROUP LTD.
Expiry Date *	
1/30/2011 12:00:00 AM	

Authorization Status

 You are authorized to use this brand.

 Submit & Pay

 Submit For Approval

6. After payment, you can start printing tags

- Open the same application
- Choose the printer and quantity
- Click on Print Tags



RFID for Tires

To open same application

Go to applications:

Dashboard interface showing navigation options: DASHBOARD, APPLICATIONS (99+), and TASKS (70). A red arrow points to the APPLICATIONS icon. Below the navigation, there is a section for "My Applications (99+)" with an "Assign" button. A preview card shows "Record Number: 32156" and "Organization Name (Engl)".

Select RFID Tire, under print jobs, click on Print Jobs, Pending.

All pending print jobs will be in a separate category than completed (fully printed) applications:

Application list for "RFID TIRE" (Issue a Product Label Card (RFID Tire)). The list includes:

- RFID TIRE (18)
- Fill Application (2)
- Review Authorization (3)
- Print Jobs (13)
- Pending (8)** (highlighted with a red arrow)
- Completed (5)





RFID for Tires

Click on the eye button next to the application that you wish to print tags from:

RFID TIRE **Issue a Product Label Card (RFID Tire)** 🔍 🔄 ☰

Current Stage : **Print Jobs** Status: **Pending**

App. No	Created By	Created Date	Completed%	Quantity Requested	Quantity Printed	Remaining Quantity	Organization Name (English)	Actions
RFID22-04-000002	Naser Fahad Jinnah	Apr 04, 2022 11:39 PM	75%	10	2	8	RFID Test	
RFID22-04-000001	Naser Fahad Jinnah	Apr 04, 2022 11:26 PM	75%	10	0	10	RFID Test	

Click on Print Jobs, choose printer, quantity, and click on Print tags:

Pages

- 1 Application Details
- 2 Service Fees
- 3 **Print Jobs**





Users

Naser Fahad Jinnah

Actions

- View Activity
- View Receipt
- View Profile
- Related Applications

RFID Print Jobs

Print Job Number	Quantity	Printer	Printed	Actions
12	1	Zebra Printer	Yes	 
13	1	Honeywell Intermec	Yes	 

< 1 >

New Print Job

Printer Type *

Quantity To Print *

<< Previous

Print Tags

***BE CAREFUL, printed tags cannot be printed again.**

For any inquiries, please don't hesitate to contact support@moiat.gov.ae