



Issue License to use the Emirates Quality Mark

Introduction

Ministry of Industry and Advanced technology is happy to announce the launch of new Issue License to use the Emirates Quality Mark system. You can still access the old system at <https://eservices.esma.gov.ae> to continue following up old applications. For new applications, please access the new system at <https://eservices.moiat.gov.ae>.

Steps to register in the new system:

1. Access <https://eservices.moiat.gov.ae>
2. When asked to login, if you don't have a user, please create a new one by clicking on Register Now and register a new user. After user is activated, you can proceed to submit the application:


Login

 Sign in with UAE PASS


A single trusted digital identity for all citizens, residents and visitors.

Or

User Name Or E-Mail*

 |type@your.email


Password*

 *****

Remember Login

[Forgot Password?](#)

Sign in >

 Employee Login

 Register Now



Issue License to use the Emirates Quality Mark

- Once your account is activated, access <https://eservices.moiat.gov.ae> again to start the service and login with your credentials. Scroll down to the Products Conformity Certificate section, and start the Issue License to use the Emirates Quality Mark service:

The screenshot shows the 'All Services' page on the eservices.moiat.gov.ae portal. The left sidebar lists various services, with 'Products Conformity Certificate' highlighted in orange and a red arrow pointing to it. The main content area displays a list of services, each with a 'Start' button. The 'Issue License to use the Emirates Quality Mark' service is highlighted with a red arrow pointing to its 'Start' button. Other services listed include ECAS, ECAS Vol, EQM EXPAND, and GMark.

- On the create profile page, click on create new company profile and register your company details, then submit the application to create your organization profile.

The screenshot shows the 'Conformity Company Profile' form. The status is 'Pending Fill Application'. The 'Organization Profile' section includes the following fields:

- Organization Name (English): Test Company
- Organization Name (Arabic): مكتبة تجريبية
- Organization Type: Private Sector
- Trade License Number: TLN123456
- Trade License Issue Date: 01/07/2021
- Trade License Expiry Date: 31/07/2023
- SME: No
- UAE National Factory: No

There is a section for 'Trade License or Equivalent Document' with a file upload icon and a 'Click here to upload file' button. A 'Next' button is located at the bottom right of the form. At the very bottom of the page, there is a 'Submit Application' button.



Issue License to use the Emirates Quality Mark

5. Select the required product and handler then click Next:

EQM Issue License to use the Emirates Quality Mark

Status: Pending Fill Application

1 Fill Application 2 Application Review 3 Fee Payment 4 Document Review 5 Evaluation 6 Certification Review 7 Final Decision

Pages

- 1 Product
- 2 Manufacturers
- 3 Attachments
- 4 Terms & Conditions
- 5 Product Details

Product Category

Product Selected! * [Choose Another Product](#) [Remove](#)

Section	Regulation
Electrical	G-Mark
Product Category	Product Sub Category (English)
Air Condition(EESL)	Window AC

Handler Selected! * [Choose Another Handler](#) [Remove](#)

Name

MOIAT

[Submit Application](#) [Save Draft](#) [Delete Application](#)

6. Select or create manufacture then click Next:

EQM Issue License to use the Emirates Quality Mark

Status: Pending Fill Application

1 Fill Application 2 Application Review 3 Fee Payment 4 Document Review 5 Evaluation 6 Certification Review 7 Final Decision

Pages

- 1 Product
- 2 Manufacturers
- 3 Attachments
- 4 Terms & Conditions
- 5 Product Details

Manufacturers

Manufacturers * [+ Existing Manufacturers](#) [+ Create Manufacturers](#)

<input type="checkbox"/>	Manufacturer Name (English)	Contact Name	Contact Number	Contact Email	Actions
<input type="checkbox"/>	AB Group	Abhinav	009715554441111	abhi@ex.com	Delete Share

[Delete All](#) [Export To Excel](#)

[Previous](#) [Next](#)

[Submit Application](#) [Save Draft](#) [Delete Application](#)

Issue License to use the Emirates Quality Mark

7. Upload the required attachments then click Next:

EQM Issue License to use the Emirates Quality Mark
🏠

Status: ❌ Pending Fill Application

1
Fill Application

2
Application Review

3
Fee Payment

4
Document Review

5
Evaluation

6
Certification Review

7
Final Decision

Pages

- Product
- Manufacturers
- Attachments
- Terms & Conditions
- Product Details

View Profile

Attachments

Instructions Manual (English)

manual.pdf
1.17 MB

👁
⬇️
✖

[Click here to upload file](#)

Instructions Manual (Arabic)

manual.pdf
1.17 MB

👁
⬇️
✖

[Click here to upload file](#)

Supplementary Documents

[Click here to upload file](#)

✔ Submit Application
📄 Save Draft
🗑 Delete Application

8. Read and agree to terms and conditions, then click Next:

EQM Issue License to use the Emirates Quality Mark
🏠

Status: ❌ Pending Fill Application

1
Fill Application

2
Application Review

3
Fee Payment

4
Document Review

5
Evaluation

6
Certification Review

7
Final Decision

Pages

- Product
- Manufacturers
- Attachments
- Terms & Conditions
- Product Details

View Profile

Terms & Conditions

Terms & condition

- This is a legally enforceable agreement. The terms and conditions below state the responsibilities of the applicant/client expecting to be certified under the Emirates Conformity Assessment /Emirates Quality Mark Scheme/any other certification schemes (such as GMark and IECEE) and the responsibilities of MOIAT. This shall be read, understood, and accepted by the applicant as an initial step for product certification.
- The applicant hereby confirms that the information provided in this application form is true and correct.
- The applicant acknowledges that it has received and agrees to abide by the following contractual documents:
 - Compliance of the Product at all times to the UAE National Standards and/or to the UAE adopted International Standard
 - Compliance Requirements stated in the relevant Technical Guidelines/Regulations/laws and Management System Requirements.
 - The Applicant hereby undertakes to support the certification procedure, provide any information related to this Application as requested by the MOIAT, and allow MOIAT authorized personnel to carry out the audit of the factory.
- If the product is no longer in the market, please inform MOIAT immediately in order to withdraw registration.
- This application is not considered as a proof/evidence that the product is complying with the applicable regulation/laws and it gives authority to MOIAT to verify compliance to the National or internationally approved standards and the requirements of the applicable regulations/laws.
- After reviewing and approving the contents of this signed application and the attachments, a Certificate of Conformity is issued.
- Renewal of the Certificate of Conformity should be done at least one month before the end of validity of the Certificate of Conformity.

Agree With Terms & Conditions

⏪ Previous
Next ⏩

✔ Submit Application
📄 Save Draft
🗑 Delete Application



Issue License to use the Emirates Quality Mark

9. Add test reports and product details sections, then submit the application:

EOM Issue License to use the Emirates Quality Mark
🏠

Status: ❌ Pending Fill Application

1

2

3

4

5

6

7

Pages

- Product
- Manufacturers
- Attachments
- Terms & Conditions
- Product Details

View Profile

Test Reports

Test Reports -
Test Reports

<input type="checkbox"/>	Report Number	Report Issue Date	Laboratory Name	Actions
<input type="checkbox"/>	Test Report #1	Jul 01, 2022	Lab 1	✍ 🗑 ↗
<input type="checkbox"/>	Test Report #2	Jul 02, 2022	Lab 2	✍ 🗑 ↗

< 1 >

🗑 Delete All
📄 Export To Excel

Product Details

To use excel templates, use the button below to download the excel file template, fill the template, then upload the excel file using the upload button

📄 Products Template
📄 Click here to upload file

Conformity Product Details -
Conformity Product Details

<input type="checkbox"/>	Brand	Model Number	Dimension/Size	Barcode	Description	Actions
<input type="checkbox"/>	Brand 1	M123	4 x 5		Good brand and product	✍ 🗑 ↗
<input type="checkbox"/>	Brand 2	M456	6 x 8	8888	best brand and product	✍ 🗑 ↗

< 1 >

🗑 Delete All
📄 Export To Excel

✔ Submit Application
📄 Save Draft
🗑 Delete Application

To open same application

Go to applications:

👤

Welcome , **Naser Fahad J**

🏠
DASHBOARD

📄 99+
APPLICATIONS

📄 70
TASKS

📄

Record Number: 32156

Organization Name (Engl

My Applications 99+

Assign



Issue License to use the Emirates Quality Mark

Select Issue License to use the Emirates Quality Mark, the applications are filtered by current step, so select the current step of your application:

Issue License to use the Emirates Quality Mark 21 ^

Fill Application 4 ^

Pending 3

Completed 1

Application Review 4 v

Evaluation 4 v

Final Decision 9 v

Click on the view button next to the application that you wish to view:

EQM **Issue License to use the Emirates Quality Mark**

Current Stage : **Fill Application** Status: **Pending**

App. No	Created By	Created Date	Completed%	Actions
Q22-06-000012	Naser Fahad Jinnah	Jun 24, 2022 05:07 PM	12%	
Q22-06-000007	Naser Fahad Jinnah	Jun 21, 2022 10:33 AM	12%	
EQM-22-10916	Naser Fahad Jinnah	Jun 01, 2022 06:18 PM	12%	


Count: 3 < 1 >



Issue License to use the Emirates Quality Mark

To view the certificate

Go to Certificates:



Select EQM Certificate to view all certificates for this service:

Vehicle Workshop	5
Halal National Mark	16
EQM Certificate	18
ECAS Certificate	6



Issue License to use the Emirates Quality Mark

All service certificates will have Issue License to use the Emirates Quality Mark in the service name column

1. Click on the view button in order to view the certificate:
2. Click on the arrow button in order to download the certificate into your local device

EQM Certificate

Show Expired Certificates Only

App. No	Record ID	Certificate Number	Service Name	Created By	Registration Date	Expiry Date	Issue Date	Actions
EQM-EXPAND-22-11154	207945	22-07-26/EQM-EXPAND-22-11154	Scope Expansion of the Emirates Quality Mark	Naser Fahad Jinnah	Jul 06, 2022	Jul 05, 2025	Jul 06, 2022	<input type="button" value="👁"/> <input type="button" value="↓"/>
Q22-07-000020	207920	22-07-25/Q22-07-000020	Issue License to use the Emirates Quality Mark	Naser Fahad Jinnah	Jul 06, 2022	Jul 05, 2025	Jul 06, 2022	<input type="button" value="👁"/> <input type="button" value="↓"/> 1 2
Q22-07-000019	207909	22-07-24/Q22-07-000019	Issue License to use the Emirates Quality Mark	Naser Fahad Jinnah	Jul 06, 2022	Jul 05, 2025	Jul 06, 2022	<input type="button" value="👁"/> <input type="button" value="↓"/>
Q22-07-000018	207893	22-07-23/Q22-07-000018	Issue License to use the Emirates Quality Mark	Naser Fahad Jinnah	Jul 06, 2022	Jul 05, 2025	Jul 06, 2022	<input type="button" value="👁"/> <input type="button" value="↓"/>
Q22-07-000017	207888	22-07-22/Q22-07-000017	Issue License to use the Emirates Quality Mark	Naser Fahad Jinnah	Jul 05, 2022	Jul 04, 2025	Jul 05, 2022	<input type="button" value="👁"/> <input type="button" value="↓"/>
Q22-06-000016	207828	EQM22-06-000018	Issue License to use the Emirates Quality Mark	Naser Fahad Jinnah	Jun 29, 2022	Jun 29, 2025	Jun 29, 2022	<input type="button" value="👁"/> <input type="button" value="↓"/>
Q22-06-000016	207828	EQM22-06-000019	Issue License to use the Emirates Quality Mark	Naser Fahad Jinnah	Jun 29, 2022	Jun 29, 2025	Jun 29, 2022	<input type="button" value="👁"/> <input type="button" value="↓"/>
Q22-06-000016	207828	EQM22-06-000020	Issue License to use the Emirates Quality Mark	Naser Fahad Jinnah	Jun 29, 2022	Jun 29, 2025	Jun 29, 2022	<input type="button" value="👁"/> <input type="button" value="↓"/>
Q22-06-000014	207793	EQM22-06-000016	Issue License to use the Emirates Quality Mark	Naser Fahad Jinnah	Jun 28, 2022	Jun 28, 2025	Jun 28, 2022	<input type="button" value="👁"/> <input type="button" value="↓"/>

For any inquiries, please don't hesitate to contact support@moiat.gov.ae