


UNITED ARAB EMIRATES
MINISTRY OF INDUSTRY
& ADVANCED TECHNOLOGY



الإمارات العربية المتحدة
وزارة الصناعة
والتكنولوجيا المتقدمة

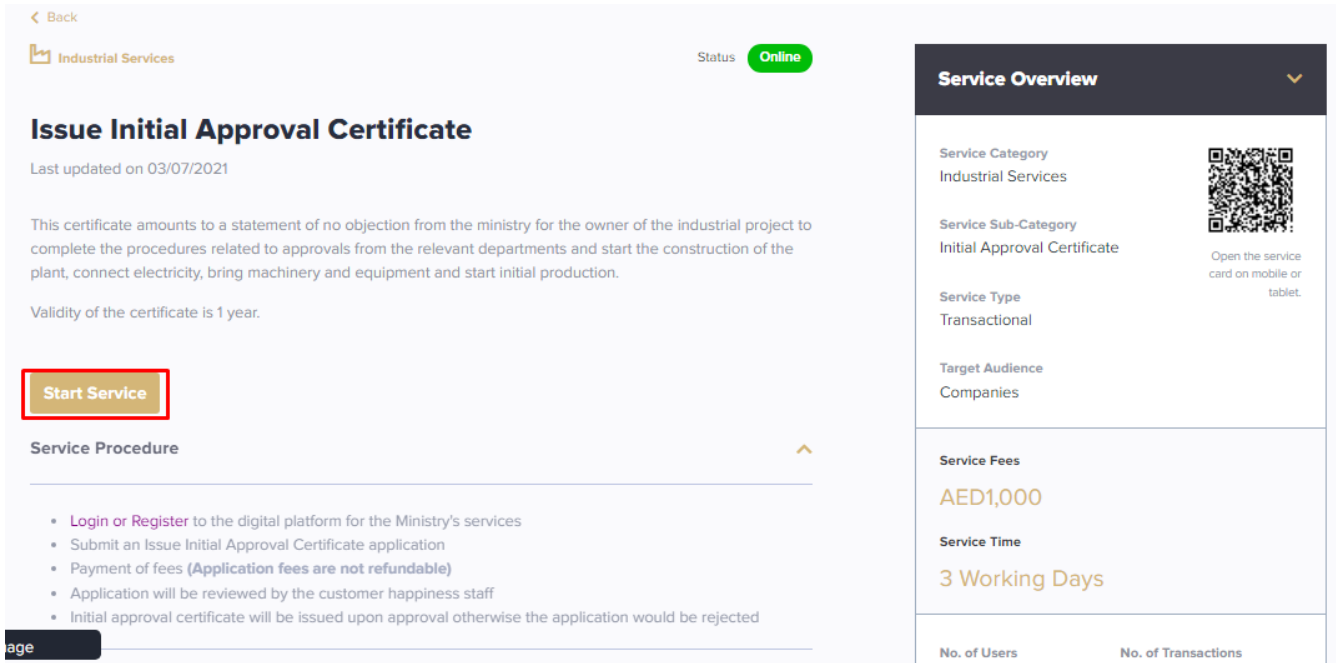
Issue Initial Approval Certificate

User Manual



Issue Initial Approval Certificate

This service allows the applicant to apply for an Issuance of a certificate amounts to a statement of no objection from the ministry for the owner of the industrial project to complete the procedures related to approvals from the relevant departments and start the construction of the plant, connect electricity, bring machinery and equipment and start initial production, to apply just press (**Start Service**) button



Issue Initial Approval Certificate
Last updated on 03/07/2021

This certificate amounts to a statement of no objection from the ministry for the owner of the industrial project to complete the procedures related to approvals from the relevant departments and start the construction of the plant, connect electricity, bring machinery and equipment and start initial production.

Validity of the certificate is 1 year.

Start Service

Service Overview

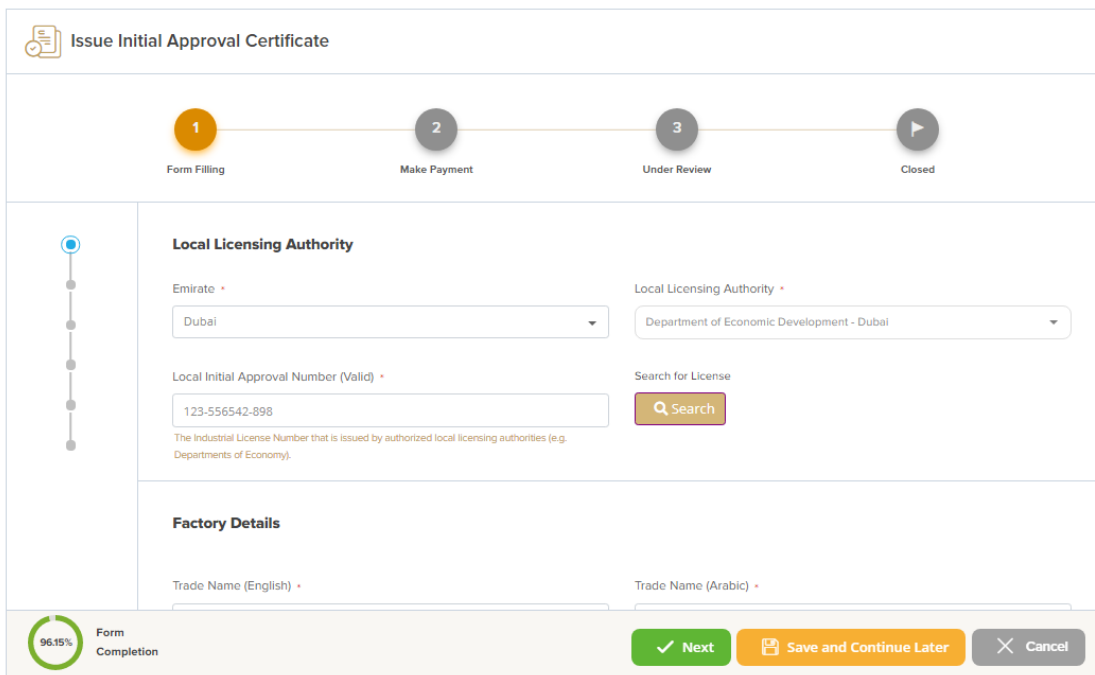
- Service Category: Industrial Services
- Service Sub-Category: Initial Approval Certificate
- Service Type: Transactional
- Target Audience: Companies
- Service Fees: AED1,000
- Service Time: 3 Working Days

Service Procedure

- Login or Register to the digital platform for the Ministry's services
- Submit an Issue Initial Approval Certificate application
- Payment of fees (**Application fees are not refundable**)
- Application will be reviewed by the customer happiness staff
- Initial approval certificate will be issued upon approval otherwise the application would be rejected

Service Execution Steps

1- The applicant enters the Local licensing authority data (such as: Emirate, local licensing authority, and a valid local initial approval number) then press (**Next**)



Issue Initial Approval Certificate

1 Form Filling | 2 Make Payment | 3 Under Review | 4 Closed

Local Licensing Authority

Emirate: Dubai | Local Licensing Authority: Department of Economic Development - Dubai

Local Initial Approval Number (Valid): 123-556542-898

Search for License:

The Industrial License Number that is issued by authorized local licensing authorities (e.g. Departments of Economy).

Factory Details

Trade Name (English): | Trade Name (Arabic):

96.15% Form Completion

2- The applicant enters the Factory Details data (such as: Name, location, contacts, ...) then press (Next)

Factory Details

Trade Name (English) *

Trade Name (Arabic) *

Factory Email *

Email Address is required with this format (xxx@xxxx.xx)

Legal Entity *

City *

Area *

Address

Phone Number *

Phone Number is required starting with [02,03,04,06,07,09,050,052,054,056,058]

Location Map - (Factory Locator Online) * Please enable your location services to select the map location

96.15%

Form
Completion

✓ Next

📁 Save and Continue Later

✕ Cancel

3- The applicant enters the Factory Manager Details data (such as: Name, Nationality, contacts, ...), then press (Next)

Factory Manager Details

Name of Factory Manager

Nationality

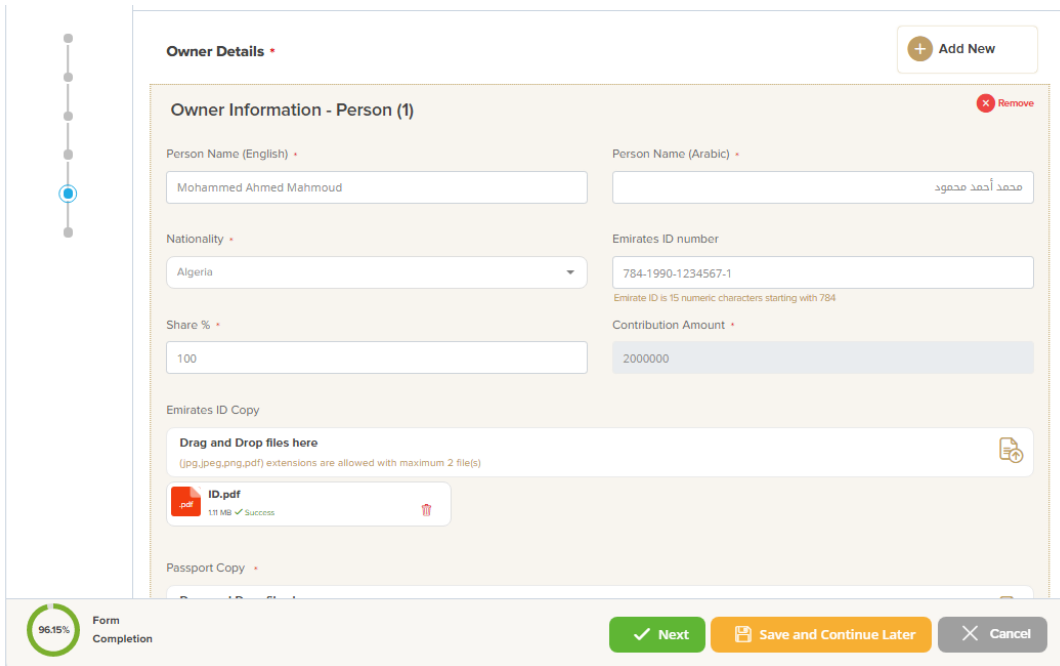
Mobile Number

Mobile Number is required starting with [05]

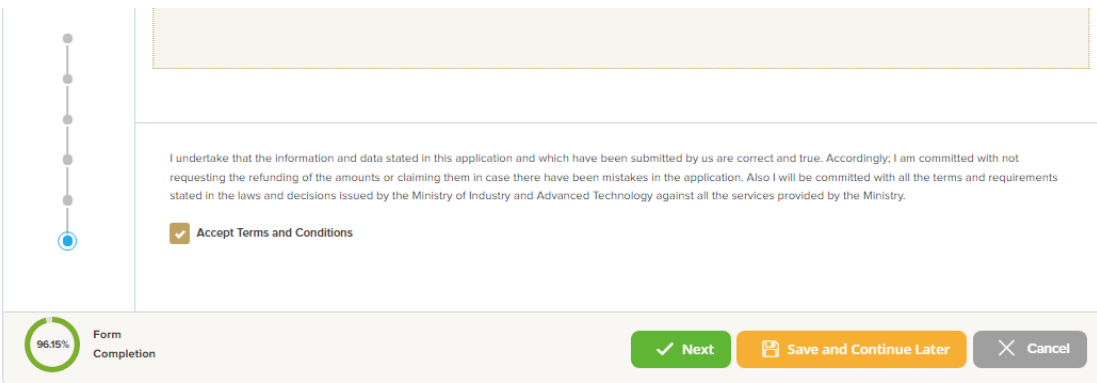
Email Address

Email Address is required with this format (xxx@xxxx.xx)

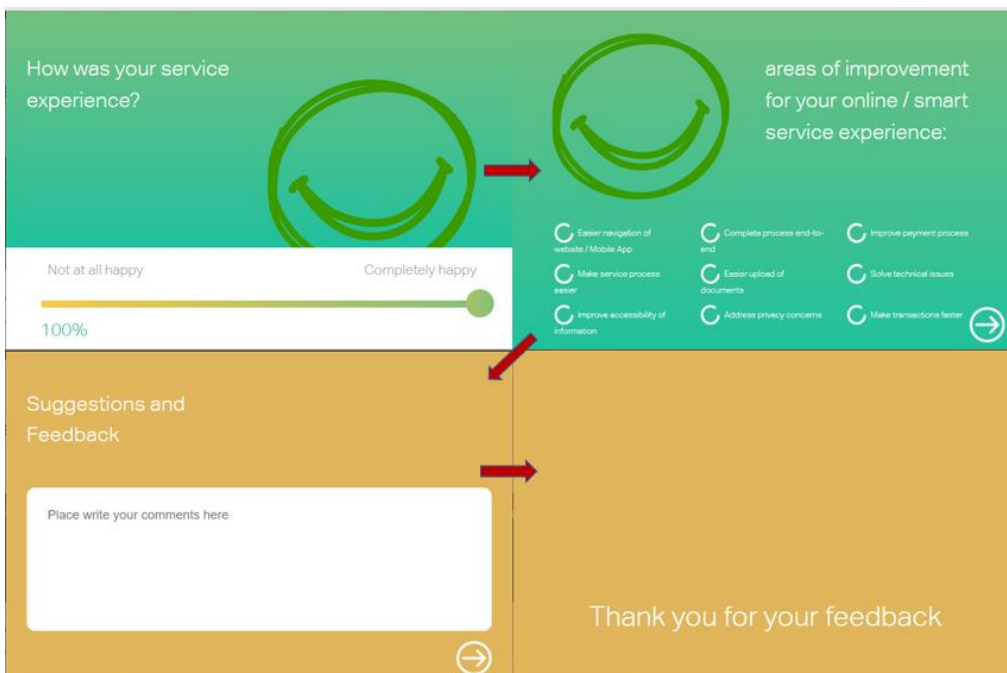
4- The applicant enters the Owner Details data and attached the required documents, then press (Next)




5- The applicant reads terms and conditions and accepts the terms agreement then press (Next)





6- The applicant evaluates the service and provide suggestions and feedback



7- A successful message with application information (number and status) will be appeared, and the applicant can choose (**Pay**) in case of proceed payment or return to (**My Application**)

 Issue Initial Approval Certificate





Please proceed with payment in order to submit your request.


Kindly make the payment for this service for us to proceed in processing your request. You will be redirected to the payment page after clicking pay.


100%

Form Completion



Application Date **09-01-2022**


Application Number **IAC00000019**

 Pay

 My Applications





8- In case of payment a successful message will be appeared

 Payment






Payment Completed Successfully!

We have already received your payment and your application will be reviewed. You will be notified soon on your application status

 Receipt Number 20096626352923053849	 Payment Date Sun, 09 Jan 2022 18:23
 Application Number IAC00000018	 Application Date Sun, 09 Jan 2022 18:21

Services Fees	AED 1000
E-Dirham Fees	AED 23.06
Total Payment	AED 1023.06

 BACK TO MY APPLICATIONS

 BACK TO DASHBOARD

Application follow-up

The applicant can follow-up the submitted application status from (My Applications) tab in the menu and also can track application updates from website notifications and E-mail messages

The screenshot displays the 'My Applications' dashboard. On the left sidebar, the 'MY APPLICATIONS' menu item is highlighted with a red box. The main content area shows a search filter for 'Issue Initial Approval Certificate (IAC)' in the 'Service' dropdown, also highlighted with a red box. Below the search filters, there is a table with one entry: 'Issue Initial Approval Certificate' with ID 'IAC00000018' and status 'In Progress'. The entry details include: Application Date (Jan 09, 2022 18:21), Submitted By (Ahmed Abdulla), Last Updated Date (Jan 09, 2022 18:26), and Updated By (Ahmed Abdulla). A progress indicator shows 'Form 100%' and 'Process 60%'. A 'View' button is present next to the entry.